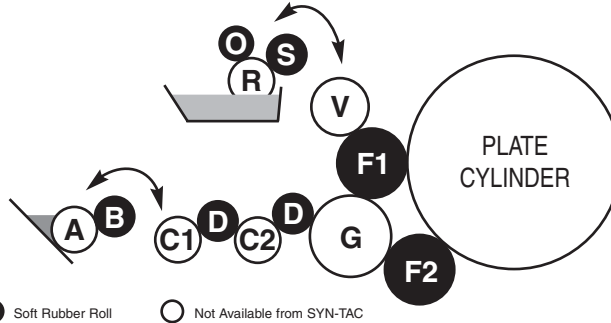


**TOKO MODEL 1800 & MULTILITH MODEL 1218**



Syn-Tac Cat. No.	Key	Description	Mfg. Part No.	Roll Dia.	Roll Face Lgth.	Overall Shaft Lgth.
---------------------	-----	-------------	------------------	--------------	-----------------------	---------------------------

**TOKO MODEL 1800 & MULTILITH MODEL 1218**

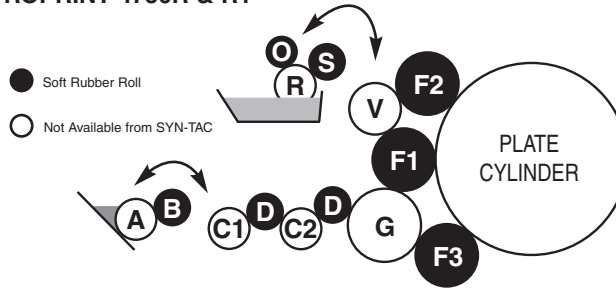
**INK SYSTEM ROLLERS**

47T10	F1	INK FORM	KT-903	2 <sup>1</sup> / <sub>8</sub>	12 <sup>1</sup> / <sub>8</sub>	15 <sup>19</sup> / <sub>32</sub>
47T11	F2	INK FORM	KT-904	2 <sup>1</sup> / <sub>16</sub>	12 <sup>1</sup> / <sub>8</sub>	15 <sup>19</sup> / <sub>32</sub>
47T25	D	INK IDLER	CS-128	1 <sup>3</sup> / <sub>8</sub>	11 <sup>3</sup> / <sub>4</sub>	13 <sup>25</sup> / <sub>32</sub>
47T34*	B	INK DUCTOR	AS-155	1 <sup>3</sup> / <sub>16</sub>	11 <sup>1</sup> / <sub>4</sub>	14 <sup>1</sup> / <sub>8</sub>

**WATER SYSTEM ROLLERS**

47T54*	S	WATER DUCTOR	CS-248	1 <sup>15</sup> / <sub>32</sub>	12 <sup>1</sup> / <sub>4</sub>	17 <sup>9</sup> / <sub>32</sub>
47T54-L*	S	WATER DUCTOR (1218 only)	CS-248	1 <sup>15</sup> / <sub>32</sub>	12 <sup>7</sup> / <sub>16</sub>	17 <sup>9</sup> / <sub>32</sub>
47T57*	O	WATER METERING	DS-334	1 <sup>3</sup> / <sub>16</sub>	12 <sup>1</sup> / <sub>4</sub>	14 <sup>3</sup> / <sub>16</sub>

**TOKO MODELS 4700 & 4750 CD  
PROPRINT 4750R & R1**



Syn-Tac Cat. No.	Model 4700	Model 4750 CD	Description	Mfg. Part No.	Roll Dia.	Roll Face Lgth.	Overall Shaft Lgth.
---------------------	---------------	------------------	-------------	------------------	--------------	-----------------------	---------------------------

**TOKO MODELS 4700 & 4750 CD**

**INK SYSTEM ROLLERS**

47T10	F1	—	INK FORM	KT-903	2 <sup>1</sup> / <sub>8</sub>	12 <sup>1</sup> / <sub>8</sub>	15 <sup>19</sup> / <sub>32</sub>
47T11	F2,3	—	INK FORM	KT-904	2 <sup>1</sup> / <sub>16</sub>	12 <sup>1</sup> / <sub>8</sub>	15 <sup>19</sup> / <sub>32</sub>
47T12	—	F1	INK FORM	KT-36-13	2 <sup>1</sup> / <sub>8</sub>	13	15 <sup>19</sup> / <sub>32</sub>
47T13	—	F2,3	INK FORM	KT-38-13	2 <sup>1</sup> / <sub>16</sub>	13	15 <sup>19</sup> / <sub>32</sub>
47T20	D	D	INK IDLER	1531-340710	1 <sup>3</sup> / <sub>8</sub>	13 <sup>1</sup> / <sub>8</sub>	15 <sup>1</sup> / <sub>8</sub>
47T30*	B	B	INK DUCTOR	KS-155	1 <sup>3</sup> / <sub>16</sub>	12 <sup>5</sup> / <sub>8</sub>	15 <sup>1</sup> / <sub>8</sub>

**WATER SYSTEM ROLLERS**

47T50*	S	S	WATER DUCTOR	1531-342011	1 <sup>15</sup> / <sub>32</sub>	13 <sup>3</sup> / <sub>8</sub>	17 <sup>5</sup> / <sub>16</sub>
47T53*	O	O	WATER METERING	1531-342730	1 <sup>3</sup> / <sub>16</sub>	13 <sup>1</sup> / <sub>4</sub>	15 <sup>11</sup> / <sub>16</sub>

**TOKO MODELS PROPRINT 4750R & R1**

**INK SYSTEM ROLLERS**

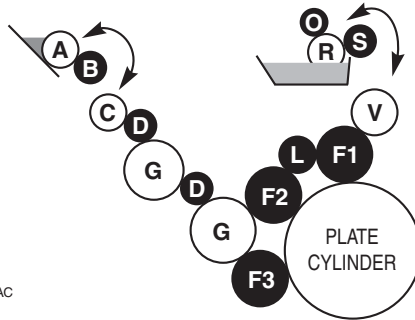
2RT10	F2	1st	INK FORM	1538-330800	2 <sup>1</sup> / <sub>16</sub>	13 <sup>3</sup> / <sub>16</sub>	15 <sup>19</sup> / <sub>32</sub>
2RT11	F1	2nd	INK FORM	1538-330900	2 <sup>9</sup> / <sub>32</sub>	13 <sup>3</sup> / <sub>16</sub>	15 <sup>19</sup> / <sub>32</sub>
2RT12	F3	3rd	INK FORM	1538-331000	2 <sup>1</sup> / <sub>16</sub>	13 <sup>3</sup> / <sub>16</sub>	15 <sup>19</sup> / <sub>32</sub>
2RT20*	D		INK IDLER	1538-310720	1 <sup>13</sup> / <sub>32</sub>	14	15 <sup>1</sup> / <sub>8</sub>
2RT30*	B		INK DUCTOR	1531-340910	1 <sup>3</sup> / <sub>16</sub>	12 <sup>5</sup> / <sub>8</sub>	15 <sup>1</sup> / <sub>8</sub>

**WATER SYSTEM ROLLERS**

47T51*	S		WATER DUCTOR	1531-537370	1 <sup>15</sup> / <sub>32</sub>	13 <sup>7</sup> / <sub>8</sub>	17 <sup>5</sup> / <sub>16</sub>
2RT51*	O		WATER METERING	1538-320260	1 <sup>3</sup> / <sub>16</sub>	13 <sup>11</sup> / <sub>16</sub>	15 <sup>19</sup> / <sub>32</sub>

See page 75 for Townsend T-51 color head rolls.  
\*Bearings are NOT included.

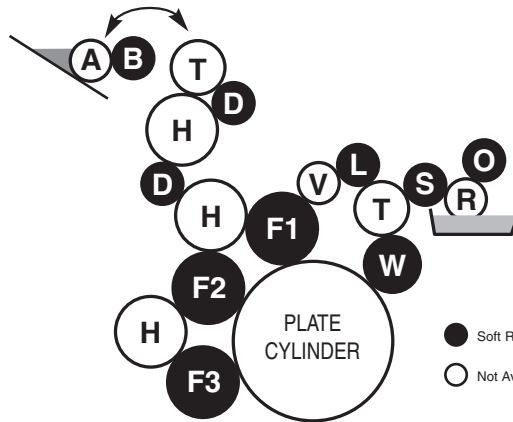
**TOKO MODEL  
R2, R2S & R2SL**



- Soft Rubber Roll
- Not Available from SYN-TAC

Syn-Tac Cat. No.	Key	Description	Mfg. Part No.	Roll Dia.	Roll Face Lgth.	Overall Shaft Lgth.
<b>TOKO MODEL R2</b>						
<b>INK SYSTEM ROLLERS</b>						
2RT10	F1	1st INK FORM	1538-330800	2 <sup>11</sup> / <sub>16</sub>	13 <sup>3</sup> / <sub>16</sub>	15 <sup>19</sup> / <sub>32</sub>
2RT11	F2	2nd INK FORM	1538-330900	2 <sup>5</sup> / <sub>32</sub>	13 <sup>3</sup> / <sub>16</sub>	15 <sup>19</sup> / <sub>32</sub>
2RT12	F3	3rd INK FORM	1538-331000	2 <sup>11</sup> / <sub>16</sub>	13 <sup>3</sup> / <sub>16</sub>	15 <sup>19</sup> / <sub>32</sub>
2RT20*	D	INK IDLER	1538-310720	1 <sup>13</sup> / <sub>32</sub>	14	15 <sup>1</sup> / <sub>8</sub>
2RT30*	B	INK DUCTOR	1531-340910	1 <sup>3</sup> / <sub>16</sub>	12 <sup>5</sup> / <sub>8</sub>	15 <sup>1</sup> / <sub>8</sub>
<b>WATER SYSTEM ROLLERS</b>						
2RT50*	S	WATER DUCTOR	1538-320471	1 <sup>5</sup> / <sub>32</sub>	13 <sup>7</sup> / <sub>8</sub>	17 <sup>5</sup> / <sub>16</sub>
2RT51*	O	WATER METERING	1538-320260	1 <sup>3</sup> / <sub>16</sub>	13 <sup>11</sup> / <sub>16</sub>	15 <sup>19</sup> / <sub>32</sub>
2RT53*	L	BRIDGE	1538-331311	1 <sup>11</sup> / <sub>32</sub>	13 <sup>3</sup> / <sub>16</sub>	16 <sup>5</sup> / <sub>8</sub>

**TOKO MODEL R2SH**



- Soft Rubber Roll
- Not Available from SYN-TAC

Syn-Tac Cat. No.	Key	Description	Mfg. Part No.	Roll Dia.	Roll Face Lgth.	Overall Shaft Lgth.
<b>TOKO R2SH</b>						
<b>INK SYSTEM ROLLERS</b>						
2RT14	F1	1st INK FORM (medium)	1538-334050	2 <sup>21</sup> / <sub>32</sub>	13 <sup>1</sup> / <sub>16</sub>	15 <sup>7</sup> / <sub>16</sub>
2RT15	F2	2nd INK FORM (small)	1538-334150	2 <sup>5</sup> / <sub>32</sub>	13 <sup>1</sup> / <sub>16</sub>	15 <sup>19</sup> / <sub>32</sub>
2RT16	F3	3rd INK FORM (large)	1538-334250	2 <sup>27</sup> / <sub>32</sub>	13 <sup>1</sup> / <sub>16</sub>	15 <sup>5</sup> / <sub>8</sub>
2RT21	D	INK IDLER	1538-315710	1 <sup>3</sup> / <sub>8</sub>	14	14 <sup>11</sup> / <sub>16</sub>
2RT31	B	INK DUCTOR	1538-317030	1 <sup>3</sup> / <sub>16</sub>	13	15 <sup>3</sup> / <sub>32</sub>
2RT56	L	BRIDGE	1538-334712	1 <sup>3</sup> / <sub>16</sub>	13 <sup>7</sup> / <sub>32</sub>	16 <sup>3</sup> / <sub>16</sub>
<b>WATER SYSTEM ROLLERS</b>						
2RT40	W	WATER FORM	1538-326000	2 <sup>17</sup> / <sub>32</sub>	13 <sup>5</sup> / <sub>32</sub>	15 <sup>3</sup> / <sub>16</sub>
2RT54	O	WATER SQUEEZE	1538-325500	1 <sup>3</sup> / <sub>16</sub>	14 <sup>1</sup> / <sub>16</sub>	15 <sup>29</sup> / <sub>32</sub>
2RT57	S	WATER TRANSFER	1538-325550	1 <sup>5</sup> / <sub>8</sub>	13 <sup>29</sup> / <sub>32</sub>	15 <sup>29</sup> / <sub>32</sub>

\*Bearings and gears are NOT included.